



District Report Card: 2017


State: Uttarakhand	District: Chamoli
Class: 3	Subject: Mathematics
Schools: 61	Students: 507


Participation/Coverage


Students

<div>GENDER</div> <div></div>	Boys		Girls	
	Number	%	Number	%
	249	49.11	258	50.89

<div>AREA</div> <div></div>	Rural		Urban	
	Number	%	Number	%
	471	92.90	36	7.10

<div>CATEGORY</div> <div></div>	SC		ST		OBC		GEN	
	Number	%	Number	%	Number	%	Number	%
	169	33.33	1	0.20	2	0.39	335	66.07

<div>CWSN</div> <div></div>	LD	VI	HI	S&LD	ID	Oth
	0	1	0	0	0	0

<div>Management</div> <div></div>	Government		Government-aided	
	Number	%	Number	%
	507	100.00	0	0.00

Average Performance of Students in Mathematics (%)

Overall	Gender		Area		Management		Social Group			
	Male	Female	Rural	Urban	Govt.	Aided	SC	ST	OBC	GEN
61.16	63.11	59.28	61.39	58.15	61.16	0.00	58.46	26.67	70.00	62.57

Performance on Learning Outcomes (LOs)

Learning Outcomes	Description	Average Performance(%)
M301	Reads and writes numbers up to 999 using place value	50.38
M302	Compares numbers up to 999 based on their place values	70.02
M303	Solves simple daily life problems using addition and subtraction of three digit numbers with and without regrouping	52.27
M304	Constructs and uses the multiplication facts (up till 10) in daily life situations	61.64
M305	Analyses and applies an appropriate number operation in the situation/ context	61.14
M306	Explains the meaning of division facts by equal grouping/sharing and finds it by repeated subtraction	60.16
M309	Identifies and makes 2D-shapes by paper folding, paper cutting on the dot grid, using straight lines etc.	75.07
M311	Fills a given region leaving no gaps using a tile of a given shape	46.97
M312	Estimates and measures length and distance using standard units like centimeters or meters & identifies relationships	53.50
M317	Reads the time correctly to the hour using a clock/watch	63.91
M318	Extends patterns in simple shapes and numbers	58.81
M319	Records data using tally marks, represents pictorially and draws conclusions	78.30

Range of Performance of Students who Answered Correctly							
Below 30%		30% - 50%		50% - 75%		Above 75%	
Number	%	Number	%	Number	%	Number	%
53	10.45	109	21.50	200	39.45	145	28.60

Lowest Performing Learning Outcomes (LOs)

- 1 - Fills a given region leaving no gaps using a tile of a given shape (46.97)
- 2 - Reads and writes numbers up to 999 using place value (50.38)
- 3 - Solves simple daily life problems using addition and subtraction of three digit numbers with and without regrouping (52.27)
- 4 - Estimates and measures length and distance using standard units like centimeters or meters & identifies relationships (53.50)
- 5 - Extends patterns in simple shapes and numbers (58.81)